


**External venetian blinds from Griesser.  
Grinotex III Sinus®**









## Grinotex III Sinus®

The unique slat design of the Grinotex III Sinus® version convinces with its design. The robust and particularly kink-proof slat profile is at the same time exceptionally elegant and ideal in order to set an architectural highlight. In addition to the proven properties of the Grinotex® III version, Grinotex III Sinus® optimizes both use of daylight and glare protection.



Grinotex III Sinus® is available as a MINERGIE® module in an automated version.



Self-supporting



Built-in system



Front mounted system



Up to 50% more use of daylight



Safety locking device

## Product-Highlights Grinotex III Sinus®



Integrated lifting mechanism



Operating position (option)



Safety sensing edge



---

## PRODUCT ADVANTAGES IN DETAIL

---



### Use of daylight

As well as being esthetically pleasing, the sinusoidal slat allows up to 50% more daylight into the room. Thanks to the wave-shaped design of the slat, there are no sharp edges to break up the light; instead, the light is guided better to the ceiling without causing glare at low levels.



### Safety locking device

The burglary-resistant safety locking device functions in every position with the Grinotex III Sinus®.



### Safety sensing edge

The integrated safety sensing edge causes the blind to stop at once whenever the slats come into contact with an object.



### Operating position (option)

When a blind is lowered, there is often a disruptive effect, especially on a work space. The operating position of approximately 48 degrees prevents these dark phases when the blind is lowered.



### Integrated lifting mechanism

The Grinotex III Sinus® is an external venetian blind with metal joints in full-metal quality. The slats are designed for placement on both sides in guide rails with integrated lifting mechanism. Stainless steel wire rope with UV-stable plastic casing connects the individual slats.



### The self-supporting


The self-supporting blind design protects the insulation in the header and reduces service costs. The system needs no fastening for the housing for widths of up to 2000 mm – the insulation remains intact and noise transmission is reduced.



### Installation system

We offer you the Grinotex III Sinus® in two different installation versions. One for the header situation and one for the version with a screen.

## Our color scheme





---

## OUR COLORS

---

### STANDARD COLORS

We have created a selection of the most popular colors for you. This has resulted in our five standard colors RAL 7016, RAL 9007/VSR 907, RAL 9006/VSR140, RAL 9010 and RAL 9016.



RAL 9006/VSR 140



RAL 7016



RAL 9007/VSR 907



RAL 9016



RAL 9010

---

### PREMIUM COLORS

---

#### Collection GriColors

The colors of our solar shading systems should reflect your wishes, lend distinction to the character of the architecture and create a personal atmosphere. These wishes are a daily challenge to our developers, planners and lacquerers. The variety available for the color selection recognizes practically no limits, given that we have selected 100 color tones – the GriColors – in addition to the standard colors and divided them into four groups for which nature provided the models. Glass & Stone, Sun & Fire, Water & Moss and Earth & Wood set unique color accents.



**Surface structure**  
Semi-gloss

---

#### Collection GriRal Colors

Our GriRal color collection has an assortment of 50 different RAL shades of color. From sand yellow to standard white, we offer a complete selection of hues for every color family. We're convinced that with our color palette, you will find exactly the right shade of color for your needs.



**Surface structure**  
Semi-gloss

---

#### BiColor

External venetian blinds get a new color accent: When bright color is dominant outside, a neutral light can optimize the shading function inside. Create your own preferred color combination using our two color collections, GriColors and GriRal (excluding standard colors).

The exterior color shows as a border along the edge of the interior view. Our color recommendations for interior colors: white (VSR 901), light gray (VSR 904) or medium gray (VSR 130).



---

### SPECIAL COLORS

Color means individuality - there are practically no limits to our Special Colors. No wish goes unanswered with additional innumerable and facade-ready color tones.





## Our comfort



---

## CONTROLS

Grinotex III Sinus® can be operated through a variety of control systems, from a simple hand-held transmitter to a master control or a building management system, depending on the time, position of the sun and the weather.

---

### Thermal comfort

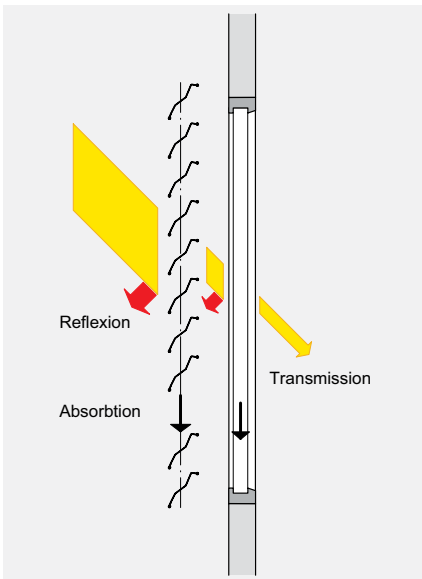
The ambient conditions change over the course of the day and during the seasons. With a blinds control device from Griesser, you can adjust your solar shading to match your personal requirements in accordance with changing exterior circumstances. And making these adjustments is so simple that you will still have time to take care of the important things in your life.

An optimal daylight concept makes artificial air conditioning superfluous in the summer. You save energy costs and may well also avoid one or another unwanted summer cold. In the winter, on the other hand, a solar shading system can protect you against cold and allow the scarce rays of the sun into the room, thus saving once again on energy costs, not to mention facial tissues.

---

### Visual comfort

Having a sense of well-being also means being able to decide for oneself, particularly within one's own four walls, just how much one wants to reveal to the outside world. With Grinotex III Sinus®, you are sheltered from uninvited glances from the outside world.



BiLine hand-held transmitter



Centrero server for iPad and iPhone operation

---

### BILINE - REMOTE CONTROL

The control system Griesser BiLine provides contemporary design and high functional security through routing technology. Wireless systems have the advantage of being installed quickly, not only in new buildings but also when refitting an automated system in existing buildings.



---

### KNX HOME AND BUILDING AUTOMATION

The Griesser KNX solar shading controller is an integrated master control with extensive functionalities for any building of any size. With proven functions such as solar tracking and horizon limitation, it meets the highest expectations for solar shading control.

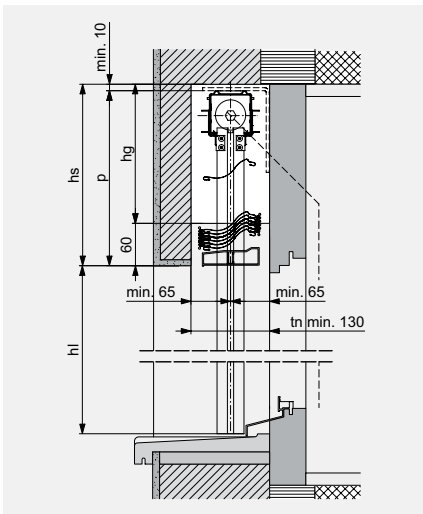


KNX controls per iPad



# Technology in detail

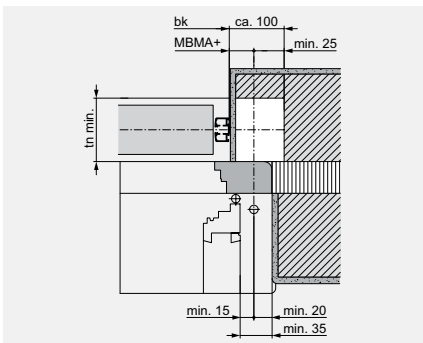
## Vertical section



## BUILT-IN SYSTEM



## Horizontal cut: Top section for crank drive



## Top section for crank drive

With recess (white) for gearbox (not necessary for motor drive). MBMA+ = Dimension from rear edge of guide rails to center of drive. With gearbox in slat area:  $hs + 20$  mm. A dimensional tolerance of  $\pm 5$  mm is observed for the header height.

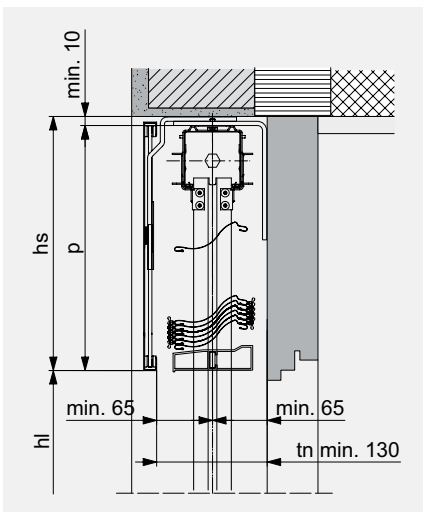
## Depth of niche

	tn
Grinotex III Sinus®	min. 130*

\* + possible addition for protruding weatherboard or doorknobs.

If crank drive is in slat area: maximum surface area and crank position available on request.

## Vertical section: Example of header

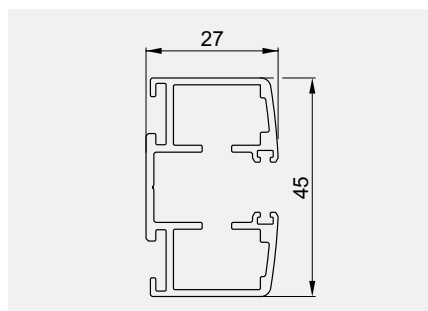


## FRONT MOUNTED SYSTEM





## Vertical section: Example with cover



## LIMIT DIMENSIONS

### bk Width of construction (rear edge of guide rails)

Minimum	
crank drive	600
gearbox in slat area	800
motor drive	760
operating position	825
Maximum	4000

Buildings and high-rise structures which are exposed to high wind should decrease this maximum value as required (see operating instructions).

### hl Opening height

Minimum	380
Maximum	4250

### bk × hl Maximum surface area

Single blind	
with Crank drive	8 m <sup>2</sup>
with Motor drive	8 m <sup>2</sup>
Connected systems (Max. opening height hl 2.3 m; Max. system width 10 m)	
with crank drive	
2 blinds	8 m <sup>2</sup>
3 blinds (max.)	6.5 m <sup>2</sup>
In the case of 3 connected blinds, the drive should be positioned between two blinds.	
with motor drive	
2 blinds	16 m <sup>2</sup>
3–4 blinds (max.)	24 m <sup>2</sup>

For 3 or 4 blinds, the motor should be positioned in the center.

### Header dimensions

hl	bk ≤ 2000	2001–2250	2251–2500	2501–2750	2751–3000	3001–3250	3251–3500	3501–3750	3751–4000
≤ 750	230	230	230	230	230	230	235	235	235
751–1000	230	230	230	240	240	240	255	255	255
1001–1250	245	245	245	260	260	260	270	270	270
1251–1500	260	260	260	275	275	275	290	290	290
1501–1750	285	285	300	300	300	310	310	310	310
1751–2000	300	300	315	315	315	330	330	330	330
2001–2250	320	320	335	335	335	345	345	345	345
2251–2500	340	340	355	355	365	365	365	365	
2501–2750	355	355	370	370	380	380			
2751–3000	380	395	395	395	405				
3001–3250	395	410	410	410					
3251–3500	410	425	425						
3501–3750	430	445	445						
3751–4000	455	470							
4001–4250	470	485							
End rail	23 mm	38 mm					50 mm		

## KEY

bk = Width of construction

hl = Opening height

p = Height of package

hs = Header height (p + min. 10)

hg = Height of gearbox recess (hs -60)

tn = Depth of niche

All dimensions in mm.

Header dimensions are approximate values which may exhibit negative or positive deviations depending on the technical circumstances.



**Your partner:**

Griesser solar shading - Quality since 1882.  
[www.griessergroup.com](http://www.griessergroup.com)

